PROVIDENCE BRUINS 2026-27 GAME NOTES

FORWARDS

No.	Name	Sht	Ht.	Wt.	Born	Birthplace	Draft
5	Wyatt Bongiovanni	L	6-0	197	07/24/1999	Birmingham, MI	
8	Jake Schmaltz	L	6-2	194	04/24/2001	McFarland, WI	2019 (R7) BOS
9	Ryan Tattle	L	5-10	191	09/07/2001	Port Moody, BC	
10	Dans Locmelis	L	6-0	180	01/21/2004	Jelgava, LAT	2022 (R4) BOS
11	Riley Duran	R	6-2	210	01/25/2002	Woburn, MA	2020 (R6) BOS
12	Brian Halonen	R	6-0	222	01/11/1999	Delano, MN	
16	Brendan Gaunce	L	6-3	223	03/25/1994	Sudbury, ON	2012 (R1) VAN
17	Navrin Mutter	L	6-3	213	03/15/2001	Lucan, ON	
23	Kalle Vaisanen	R	6-5	194	01/28/2003	Kotka, FIN	2021 (R4) NYR
26	Max Andreev	L	6-0	183	10/22/1998	Moscow, RUS	
46	Alex Steeves	L	6-0	205	12/10/1999	Saint Paul, MN	Free Agent
47	Joey Abate	L	6-2	200	09/26/1998	Bloomingdale, IL	
49	Ivan Ivan	L	6-0	206	08/20/2002	Ostrava, CZE	
71	Cross Hanas	L	6-1	185	01/05/2002	Highland Village, TX	2020 (R2) DET
72	Alexis Gendron	L	5-11	189	12/30/2003	Coteau-du-Lac, QC	2022 (R7) PHI
75	Lukas Reichel	L	6-1	190	05/17/2002	Nürnberg, GER	2020 (R1) CHI
94	Attilio Biasca	L	6-1	195	03/18/2003	Zug, CHE	

DEFENSEMEN

No.	Name	Sht	Ht.	Wt.	Born	Birthplace	Draft
6	Billy Sweezey (C)	R	6-1	205	02/06/1996	Hanson, MA	
15	Loke Johansson	L	6-3	215	12/14/2005	Stockholm, SWE	2024 (R6) BOS 6
18	Tobie Paquette-Bisson	L	6-3	215	02/01/1997	Rosemère, QC	
24	Ty Gallagher	R	6-0	190	03/06/2003	Clarkston, MI	2021 (R7) BOS
29	Chris Ortiz	L	5-11	185	01/17/2001	Boisbrand, QC	
43	Jordan Harris	L	6-0	190	07/07/2000	Haverhill, MA	2018 (R3) MTL
61	Henri Jokiharju	R	6-0	195	06/17/1999	Oulu, FIN	2017 (R1) CHI
82	Maxence Guenette	R	6-2	220	04/28/2001	Sainte-Foy, QC	2019 (R7) OTT

GOALTENDERS

No.	Name	Cat.	Ht.	Wt.	Born	Birthplace	Draft
31	Jiri Patera	L	6-2	223	02/24/1999	Prague, CZE	2017 (R6) VGK
34	Simon Zajicek	L	6-2	185	06/25/2001	Frydlant, CZE	

PRONUNCIATION GUIDE

5 - Wyatt Bongiovanni: bahn-joh-VAHN-ee
10 - Dans Locmelis: Dahns LUSH-mill-us
11 - Riley Duran: DUH-ran
12 - Brian Halonen: HAL-uh-nehn
13 - Max Wanner: WAH-nuhr
16 - Brendan Gaunce: GAWNS
15 - Loke Johansson: LOO-kay yoh-HAHN-suhn
17 - Navrin Mutter: NAV-rihn MUH-tuhr
18 – Tobie Paquette-Bisson: pah-KEHT bee-SAHN
26 - Max Andreev: an-DRAY-ehv
31 - Jira Patera: YIH-ree pa-TAIR-uh
34 - Simon Zajicek: SIGH-muhn zigh-EE-chehk
47 - Joey Abate: uh-BAH-tay
49 - Ivan Ivan: IGH-vuhn IGH-vuhn
61 - Henri Jokiharju: HEHN-ree yoh-kee-HAHR-yoo
71 – Cross Hanas: HAN-uhs
72 - Alexis Gendron: uh-LEHX-ee JEHN-dron
75 - Lukas Reichel: RYE-kuhl
82 - Max Guenette: gehn-EHT
94 - Attilio Biasca: UH-tihl-ee-oh bee-AHSS-ka
AC - Ryan Bourque - BOHRK

AY long A as in mate
A short A as in cat
AI nasal A as in air
AH short A as in father
AW broad A as in talk
EE long E as in meat
EH short E as in get
UH hollow E as in the
AY French long E with acute accent as in passé
IH middle E as in pretty
EW EW dipthong as in few
IGH long I as in time
EE French long I as in machine
IH short I as in pity
OH long O as in note
AH short O as in hot
AW broad O as in fought
OI OI dipthong as in noise
OO long double OO as in fool
U short double O as in foot
OW OW dipthong as in how
EW long U as in mule
OO long U as in rule
U middle U as in put
UH short U as in shut or hurt
K hard C as in cat
S soft C as in cease
SH soft CH as in machine
CH hard CH or TCH as in catch
Z hard S as in bells
S soft S as in sun
G hard G as in gang
J soft G as in general
ZH soft J as in French version of Joliet
KH guttural CH as in Scottish version of Loch

GAME PREVIEW

PROVIDENCE BRUINS AT LEHIGH VALLEY PHANTOMS

11-8-0-0 (4th ATL) **6-11-1-0 (7th ATL)**

Game 20 • November 25, 2026 • PPL Center • 7:05 p.m.

BRUINS BITES

- The Providence Bruins (11-8-0-0) travel to the Lehigh Valley Phantoms (6-11-1-0) for a Thanksgiving eve matchup in Allentown, PA.
- The P-Bruins took the only prior matchup this season between the two teams 8-0 back on November 1.
- Providence enters tonight's game on a five-game winning streak having won 10 of the last 13 games after starting the season 1-5-0-0.
- Jiri Patera posted his second shutout of the season in Saturday's 2-0 win over Charlotte. The goaltender made a season-high 34 saves.
- Simon Zajicek stopped 25 of 26 shots faced in Sunday's 4-1 victory over Milwaukee.
- Dans Locmelis posted a goal and an assist in the win.
- Ivan Ivan scored on the power play and Navrin Mutter netted the game-winning goal on a breakaway in the third period.

BY THE NUMBERS

BRUINS	PHANTOMS
RECORD: 11-8-0-0	**RECORD:** 6-11-1-0
GOALS FOR: 64	**GOALS FOR:** 46
GOALS AGAINST: 51	**GOALS AGAINST:** 70
POWER PLAY: 17.1% (12/70)	**POWER PLAY:** 14.3% (9/63)
PENALTY KILL: 82.4% (13/74)	**PENALTY KILL:** 78.9% (25/71)
TOP SCORER: Duran (4-11-15)	**TOP SCORER:** Gaucher (5-7-12)

LEADERS

GOALS: Gaunce (9)

ASSISTS: Gallagher (12)

POINTS: Duran, Gallagher (15)

+/-: Paquette-Bisson (+10)

PIM: Steeves (49)

PPG: Ivan (3)

GAA: Patera (2.10)

SAVE %: Patera (.926)

WINS: Patera (6)

CONTACT

Jordan Conn - Communications Specialist
C: (617)-297-1562
JConn@bostonbruins.com

HC - TRENT WHITFIELD

Trent Whitfield enters his 11th season with the Providence Bruins and his first as head coach. He recently served as assistant coach of the Calgary Hitmen of the Western Hockey League (WHL) in 2015-16. The previous season he was assistant coach of the Portland Pirates of the American Hockey League (AHL) in 2014-15.

Whitfield enjoyed a successful 15-year playing career at the ECHL, AHL and NHL levels. The 5-foot-11, 209-pound forward skated in 194 NHL games with the Boston Bruins, St. Louis Blues, Washington Capitals and N.Y. Rangers, compiling 11 goals and 18 assists for 29 points with 104 penalty minutes. He also made 18 NHL playoff game appearances, including four with the Bruins. Whitfield played in 812 games at the AHL level with the Providence Bruins, Peoria Rivermen and Portland Pirates, totaling 247 goals and 349 assists for 596 points with 564 penalty minutes. During his final season as a pro, Whitfield was the alternate captain of HC Bolzano of the Austrian Hockey League (EBEL) in 2013-14, where he recorded 14 goals and 18 assists for 32 points in 54 games. Whitfield served as a captain on six teams, in addition to his one season as an alternate captain for HC Bolzano in 2013-14. He wore the "C" for the Providence Bruins in 2009-10, 2011-12 and 2012-13, for the Peoria Rivermen in 2008-09 and for the Spokane Chiefs (WHL) in 1996-97.

The Alameda, Saskatchewan native was originally selected by the Bruins in the fourth round (100th overall) of the 1996 NHL Entry Draft.







COACH WHITFIELD BY YEAR

2014-15	Portland Pirates (AHL)	Assistant Coach
2015-16	Calgary Hitmen (WHL)	Assistant Coach
2016-26	Providence Bruins	Assistant Coach
2026-Pres.	Providence Bruins	Head Coach



COACHING STAFF

RYAN WARD – ASSISTANT COACH



Ryan Ward enters his first season as an assistant coach for the Providence Bruins. The Assonet, Massachusetts, native most recently served as head coach of the Youngstown Phantoms (USHL) for four seasons (2022-26), where he led the team to its first Clark Cup championship in franchise history during his first season behind the bench. Prior to joining Youngstown, he spent two seasons as Director of Player Personnel for the Tri-City Storm (USHL). Ward began his career serving as video coach for the New York Islanders from 2008-12. He spent time as an assistant coach for the University of Rhode Island's club team (2013-14), before joining the Toronto Maple Leafs and Toronto Marlies as video coach for the 2015-16 season. He has held assistant coaching positions with the Soo Greyhounds (OHL) from 2016-18 and the San Antonio Rampage for the 2018-19 season. Internationally, Ward served as a video coach for Team USA at the 2010 and 2012 IIHF World Championships.

RYAN BOURQUE – ASSISTANT COACH



Ryan Bourque enters his second season as an assistant coach for the Providence Bruins. The Boxford, Mass., native spent the 2024-25 season as the Head Coach of Cushing Academy, where he graduated from in 2009. Bourque was an assistant coach at the the U.S. National Team Development Program for the 2023-24 season and an assistant coach for the South Carolina Stingrays of the ECHL from 2021-23. As a player, Bourque appeared in 585 career AHL games for Hartford, Hershey, Bridgeport, and Charlotte, tallying 85 goals and 118 assists for 203 points. The forward notched a career-high 21 goals during the 2013-14 season with Hartford. Bourque, son of former Boston Bruin and Hockey Hall of Fame Inductee Ray Bourque, played two seasons in the QMJHL with the Quebec Ramparts prior to turning professional in 2011.

MIKE DUNHAM – GOALTENDING COACH



Mike Dunham enters his 10th season with the Bruins organization after being named the Goaltender Development Coach in July of 2017. The Johnson City, NY, native joined the Bruins after spending the previous nine seasons with the New York Islanders as their goaltending coach. Dunham was originally selected by New Jersey in the third round (53rd overall) of the 1990 NHL Entry Draft. The netminder played three seasons of college hockey at the University of Maine from 1990-93, earning both Hockey East First Team All-Star and NCAA East First Team All-American honors in 1992-93 as he helped the Black Bears to a national championship. He played his first three professional seasons with Albany in the AHL, then played ten NHL seasons with New Jersey, Nashville, New York Rangers, Atlanta, and New York Islanders. He compiled a 141-178-44 record with a 2.74 GAA and a .908 save percentage in 394 NHL games.

TEAM STAFF

CAM WOLBACH
HOCKEY OPERATIONS & VIDEO COORDINATOR

Second Season





BEN SNYDER
ASSISTANT VIDEO COORDINATOR

First Season



DAN HICKEY
HEAD ATHLETIC TRAINER

Sixth Season

ANTHONY PELLECCIONE
HEAD EQUIPMENT MANAGER

13th Season





DYLAN LOTHIAN
ASSISTANT ATHLETIC TRAINER

Second Season

MATT EMERSON
ASSISTANT EQUIPMENT MANAGER

10th Season





DAVE PEZZULLO
PHYSICAL THERAPIST

16th Season

JORDAN CONN
COMMUNICATIONS SPECIALIST

Fifth Season





WYATT LAWRENCE
PERFORMANCE COACH

Second Season

GAME-BY-GAME RESULTS

OCTOBER

Date	Opp.	W/L	Record	Shots	Goals	Goaltender
10/2	**UTC**	L, 2-1	0-1-0-0	21-24	Gaunce	Patera (22/24)
10/4	**SPR**	L, 2-0	0-2-0-0	24-22		Zajicek (20/21)
10/9	**HFD**	L, 2-0	0-3-0-0	28-25		Patera (23/24)
10/10	**CLT**	W, 6-2	1-3-0-0	34-32	Gaunce, Eyssimont, Reichel, Eyssimont, Zajicek, Eyssimont	Zajicek (30/32)
10/11	**WBS**	L, 6-2	1-4-0-0	41-35	Guenette, Duran	Patera (29/35)
10/17	@HER	L, 5-3	1-5-0-0	34-28	Eyssimont, Jokiharju, Jokiharju	Zajicek (23/28)
10/18	@HER	W, 6-1	2-5-0-0	34-28	Eyssimont, Schmaltz, Eyssimont, Eyssimont, Gaunce, Halonen	Patera (27/28)
10/23	@HFD	L, 2-0	2-6-0-0	35-17		Zajicek (15/16)
10/24	**UTC**	W, 5-2	3-6-0-0	27-30	Guenette, Biasca, Eyssimont, Eyssimont, Sweezey	Patera (28/30)
10/30	@SPR	W, 7-6, OT	4-6-0-0	41-30	Halonen, Eyssimont, Gallagher, Ivan, Gaunce, Reichel, Ivan	Zajicek (24/30)

NOVEMBER

Date	Opp.	W/L	Record	Shots	Goals	Goaltender
11/1	@LV	W, 8-0	5-6-0-0	32-21	Gallagher, Reichel, Schmaltz, Gaunce, Hanas, Steeves, Gaunce, Locmelis	Patera (21/21)
11/6	@HAM	W, 5-4	6-6-0-0	51-28	Duran, Steeves, Eyssimont, Eyssimont, Eyssimont	Zajicek (24/28)
11/7	@BEL	L, 5-2	6-7-0-0	33-32	Locmelis, Locmelis	Patera (27/32)
11/10	@CLT	L, 4-2	6-8-0-0	27-24	Duran, Steeves	Zajicek (20/23)
11/11	@CLT	W, 4-2	7-8-0-0	20-35	Gaunce, Gaunce, Ivan, Reichel	Patera (33/35)
11/13	**SPR**	W, 3-2, SO	8-8-0-0	26-21	Harris, Steeves	Patera (19/21)
11/15	**TOR**	W, 4-3	9-8-0-0	26-26	Harris, Steeves, Duran, Locmelis	Zajicek (23/26)
11/21	**CLT**	W, 2-0	10-8-0-0	29-34	Gaunce, Halonen	Patera (34/34)
11/22	**MIL**	W, 4-1	11-8-0-0	30-26	Ivan, Mutter, Locmelis, Gallagher	Zajicek (25/26)
11/25	@LV					
11/27	@WBS					
11/28	@LV					

DECEMBER

Date	Opp.	W/L	Record	Shots	Goals	Goaltender
12/4	@SPR					
12/5	**HFD**					
12/6	@HFD					
12/11	**SPR**					
12/13	**ROC**					
12/16	@SPR					
12/19	**HFD**					
12/20	@HFD					
12/27	@SPR					
12/30	@WBS					

JANUARY

Date	Opp.	W/L	Record	Shots	Goals	Goaltender
1/2	@SPR					
1/8	**HER**					
1/9	@HFD					
1/10	**HFD**					
1/13	@SPR					
1/16	**BEL**					
1/17	**HFD**					
1/22	**CHI**					
1/24	**LV**					
1/27	@LAV					
1/29	@LAV					
1/31	**SPR**					

GAME-BY-GAME RESULTS

FEBRUARY

Date	Opp.	W/L	Record	Shots	Goals	Goaltender
2/5	@CLT					
2/6	@CLT					
2/12	@SYR					
2/13	@ROC					
2/15	@TOR					
2/17	@UTC					
2/20	**LAV**					
2/21	**LAV**					
2/24	**SPR**					
2/26	**LV**					
2/28	**LV**					

MARCH

Date	Opp.	W/L	Record	Shots	Goals	Goaltender
3/5	**RFD**					
3/6	@SPR					
3/7	**SYR**					
3/12	**HAM**					
3/13	**WBS**					
3/17	@HFD					
3/19	**CLT**					
3/20	**CLT**					
3/24	@RFD					
3/26	@MIL					
3/27	@CHI					
3/31	@UTC					

APRIL

Date	Opp.	W/L	Record	Shots	Goals	Goaltender
4/2	**SPR**					
4/3	**HER**					
4/7	@HFD					
4/10	**SPR**					
4/11	**HFD**					

BELLEVILLE

0-1-0-0

11/7	@BEL	L, 5-2
1/16	**BEL**	

CHARLOTTE

3-1-0-0

10/10	**CLT**	W, 6-2
11/10	@CLT	L, 4-2
11/11	@CLT	W, 4-2
11/21	**CLT**	W, 2-0
2/5	@CLT	
2/6	@CLT	
3/19	**CLT**	
3/20	**CLT**	

CHICAGO

0-0-0-0

1/22	**CHI**	
3/27	@CHI	

GAME-BY-GAME RESULTS

HAMILTON
1-0-0-0

11/6	@HAM	W, 5-4
3/12	**HAM**	

HARTFORD
0-2-0-0

10/9	**HFD**	L, 2-0
10/23	@HFD	L, 2-0
12/5	**HFD**	
12/6	@HFD	
12/19	**HFD**	
12/20	@HFD	
1/9	@HFD	
1/10	**HFD**	
1/17	**HFD**	
3/17	@HFD	
4/7	@HFD	
4/11	**HFD**	

HERSHEY
1-1-0-0

10/17	@HER	L, 5-3
10/18	@HER	W, 6-1
1/8	**HER**	
4/3	**HER**	

LAVAL
0-0-0-0

1/27	@LAV	
1/29	@LAV	
2/20	**LAV**	
2/21	**LAV**	

LEHIGH VALLEY
1-0-0-0

11/1	@LV	W, 8-0
11/25	@LV	
11/28	@LV	
1/24	**LV**	
2/26	**LV**	
2/28	**LV**	

MILWAUKEE
1-0-0-0

11/22	**MIL**	W, 4-1
3/26	@MIL	

ROCHESTER
0-0-0-0

12/13	**ROC**	
2/13	@ROC	

ROCKFORD
0-0-0-0

3/5	**RFD**	
3/24	@RFD	

SPRINGFIELD
2-1-0-0

10/4	**SPR**	L, 2-0
10/30	@SPR	W, 7-6, OT
11/13	**SPR**	W, 3-2, SO
12/4	@SPR	
12/11	**SPR**	
12/16	@SPR	
12/27	@SPR	
1/2	@SPR	
1/13	@SPR	
1/31	**SPR**	
2/24	**SPR**	
3/6	@SPR	
4/2	**SPR**	
4/10	**SPR**	

SYRACUSE
0-0-0-0

2/12	@SYR	
3/7	**SYR**	

TORONTO
1-0-0-0

11/15	**TOR**	W, 4-3
2/15	@TOR	

UTICA
1-1-0-0

10/2	**UTC**	L, 2-1
10/24	**UTC**	W, 5-2
2/17	@UTC	
2/31	@UTC	

WILKES-BARRE/SCRANTON
0-1-0-0

10/11	**WBS**	L, 6-2
11/27	@WBS	
12/30	@WBS	
3/13	**WBS**	

2026-27 RECORDS

HOME: 6-4-0-0	**PRO OUTSHOOTS OPPONENT:** 7-7-0-0	**PRO SCORES FIRST:** 7-1-0-0
ROAD: 5-4-0-0	**OPPONENT OUTSHOOTS PRO:** 3-1-0-0	**OPP SCORES FIRST:** 4-7-0-0

PRO SCORES 0-1: 0-4-0-0	**OPP SCORES 0-1:** 4-0-0-0	**PRO LEADS AFTER 1:** 6-0-0-0
PRO SCORES 2: 1-3-0-0	**OPP SCORES 2:** 4-4-0-0	**OPP LEADS AFTER 1:** 3-5-0-0
PRO SCORES 3: 1-1-0-0	**OPP SCORES 3:** 1-0-0-0	**TIED AFTER 1:** 2-3-0-0
PRO SCORES 4: 3-0-0-0	**OPP SCORES 4:** 1-1-0-0	**PRO LEADS AFTER 2:** 8-0-0-0
PRO SCORES 5: 2-0-0-0	**OPP SCORES 5:** 0-2-0-0	**OPP LEADS AFTER 2:** 2-7-0-0
PRO SCORES 6+: 4-0-0-0	**OPP SCORES 6+:** 1-1-0-0	**TIED AFTER 2:** 1-1-0-0

OVERTIME: 1-0-0-0	**SHOOTOUTS:** 1-0-0-0
FRIDAY: 3-3-0-0	**SATURDAY:** 3-2-0-0
SUNDAY: 4-2-0-0	**WEDNESDAY:** 1-0-0-0
MONDAY: 0-0-0-0	**TUESDAY:** 0-1-0-0

MONTH	HOME	AWAY	TOTAL
OCT:	2-4-0-0	2-2-0-0	4-6-0-0
NOV:	4-0-0-0	3-2-0-0	7-2-0-0
DEC:	0-0-0-0	0-0-0-0	0-0-0-0
JAN:	0-0-0-0	0-0-0-0	0-0-0-0
FEB:	0-0-0-0	0-0-0-0	0-0-0-0
MAR:	0-0-0-0	0-0-0-0	0-0-0-0
APR:	0-0-0-0	0-0-0-0	0-0-0-0

ONE GOAL GAME:	4-1-0-0
MULTI GOAL GAME:	7-6-0-0
WHITE JERSEY:	3-3-0-0
BLACK JERSEY:	5-3-0-0
ALTERNATE JERSEY:	0-0-0-0
SPECIALTY JERSEY:	3-1-0-0

BRUINS GOALS

MOST IN A GAME: 8, at Lehigh Valley 11/01/26
MOST ALLOWED IN A GAME: 6, 2x, Last at Springfield 10/30/26
MOST IN A PERIOD: 5, at Hamilton 11/07/26
MOST ALLOWED IN A PERIOD: 3, 2x, Last at Belleville (11/07/26)
QUICKEST IN A GAME: 1:53, at Springfield 10/30/26
QUICKEST ALLOWED IN A GAME: 1:35, vs. Charlotte 10/10/26
QUICKEST CONSECUTIVE GOALS: 0:17, at Hershey 10/17/26
QUICK. CONSEC. ALLOWED: 2:51, at Springfield 10/30/26

BRUINS SHOTS

MOST IN A GAME: 51, at Hamilton 11/07/26
MOST ALLOWED IN A GAME: 35, 2x, Last at Charlotte 11/11/26
FEWEST IN A GAME: 20, at Charlotte 11/11/26
FEWEST ALLOWED IN A GAME: 17, at Hartford 10/23/26
MOST IN A PERIOD: 22, at Hamilton 11/07/26
MOST ALLOWED IN A PERIOD: 16, vs. WB/Scranton 10/11/26
FEWEST IN A PERIOD: 3, vs. Utica 10/02/26
FEWEST ALLOWED IN A PERIOD: 2, vs. Toronto 11/15/26

BRUINS SPECIAL TEAMS

MOST PPG IN A GAME: 2, at Springfield 10/30/26
MOST PPG ALLOWED: 1, 13x, Last vs. Milwaukee 11/22/26
MOST PPS IN A GAME: 7, vs. Hartford 10/09/26
MOST PPS ALLOWED: 6, 2x, Last vs. Springfield 11/13/26
MOST PIMS IN A GAME: 50, at Hershey 10/18/26
MOST OPP PIMS IN A GAME: 54, at Hershey 10/18/26

BRUINS RESULTS

MARGIN OF VICTORY: 8, at Lehigh Valley 11/01/26
MARGIN OF LOSS: 4, vs. WB/Scranton 10/11/26
WINNING STREAK: 5 (11/11/26 - pres.)
POINT STREAK: 5 (11/11/26 - pres.)
WINLESS STREAK: 3 (10/02/26 - 10/09/26)
POINTLESS STREAK: 3 (10/02/26 - 10/09/26)

INDIVIDUAL HIGHS

MOST GOALS: 3, Eyssimont 3x, Last at at Hamilton 11/07/26
MOST ASSISTS: 4, 2x, Last Gallagher at Hamilton 11/07/26
MOST POINTS: 5, Steeves at Lehigh Valley 11/01/26
LONGEST GOAL STREAK: 3 games, Eyssimont 2x
LONGEST POINT STREAK: 4 games, 3x, Last Reichel (11/10 - 11/15)
MOST PIM: 29, Steeves at Hershey 10/18/26
MOST SAVES: 34, Patera vs. Charlotte 11/21/26

FRANCHISE RECORDS

ALL-TIME LEADERS

Games Played

1. Tommy Cross (2011-18) - 364
2. Jay Henderson (1997-03, 2005) - 278
3. Anton Blidh (2015-21) - 278

Points

1. Georgii Merkulov (2022-26) - 239
2. Andy Hilbert (2001-05) - 210
3. Sergie Zholtoks (1992-95) - 186

Goals

1. Andy Hilbert (2001-05) - 101
2. Georgii Merkulov (2022-26) - 93
3. Sergejs Zoltoks (1992-95) - 83

Assists

1. Georgii Merkulov (2022-26) - 146
2. Alexander Khokhlachyov (2012-16) - 110
3. Andy Hilbert (2001-05) - 109



INDIVIDUAL RECORDS

MOST POINTS – SEASON	102	R. Robitaille	1998-99
MOST GOALS – SEASON	41	T. Sweeney	1992-93
MOST ASSISTS – SEASON	74	R. Robitaille	1998-99
MOST PIM – SEASON	407	A. Downey	1997-98
MOST SHG – SEASON	7	J. Studnicka	2019-20
MOST PPG – SEASON	20	B. Boyes	2004-05
MOST GP – SEASON	57	T. Rask	2008-09
MOST MINS. – SEASON	3,340	T. Rask	2008-09
MOST WINS – SEASON	37	J. Grahame	1998-99
	37	N. Svedberg	2012-13
MOST SHUTOUTS – SEASON	9	T. Thomas	2003-04
LOWEST GAA – SEASON (MIN. 25 GP)	1.79	D. Vladar	2019-20
BEST SAVE % – SEASON (MIN. 25 GP)	.941	T. Thomas	2003-04
MOST POINTS – GAME	7	J. Stumpel	10/03/92
	7	R. Robitaille	11/25/98
	7	L. Wilson	11/25/98
MOST GOALS – GAME	5	R. Robitaille	11/25/98
MOST ASSISTS – GAME	6	J. Girard	01/12/01
MOST PIM – GAME	43	B. Walsh	11/24/04

TEAM RECORDS

HIGHEST POINTS %	.764	2025-26
LOWEST POINTS %	.313	1997-98
MOST WINS	56	1998-99 (Champions)
MOST LOSSES (L+OTL)	54	1993-94
MOST TIES	13	1993-94
MOST GOALS PER GAME	4.80	1992-93
FEWEST GOALS PER GAME	2.13	2003-04
HIGHEST GAA	4.35	1992-93
LOWEST GAA	2.13	2003-04
MOST PIMS	2,332	1998-99 (Champions)
LONGEST OVR. WIN STREAK	13	01/17/26 - 02/20/26
LONGEST HOME WIN STREAK	12	12/27/98 - 02/14/99
LONGEST ROAD WIN STREAK	8	10/11/25 - 11/30/25
LONGEST OVR. POINT STREAK	17	12/18/98 - 01/21/99
LONGEST HOME POINT STREAK	23	12/04/15 - 03/12/16
LONGEST ROAD POINT STREAK	10	03/03/03 - End of season
LONGEST OVR. LOSING STREAK	8	03/24/00 - 04/08/00
LONGEST HOME LOSING STREAK	6	12/26/97 - 01/30/98
LONGEST ROAD LOSING STREAK	6	Last: 10/14/15 - 11/11/15



